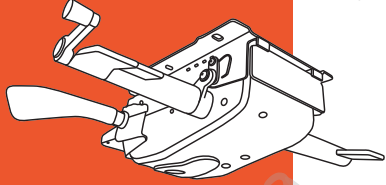


# Y4


## Synchro Tilt 3 Paddle




# Control Guide

Recline with a synchro back and seat movement featuring a 2:1 back to seat tilt ratio. Reduced rise of front seat edge. 4 position multi-lock with built-in safety return feature and slide tension control, with an integrated seat slider.


**Tilt Tension Control Lever:**  
Pull the lever out, away from center of seat, and turn lever clockwise to tighten the tilt tension and counter clockwise to loosen tilt tension.



**Seat Height Lever:**  
Lift and hold the lever to raise the seat. Release the lever to lock at the desired height. Lift and hold lever while applying weight on seat to lower seat height.




**Seat Slider Lever:**  
Press and hold down the seat slider paddle and slide to adjust seat to the desired location. Release the paddle to lock the seat in place.



Right when seated

Left when seated



**Forward Seat Tilt Lever:**  
Turn the forward tilt lever clockwise so that paddle is parallel to the floor to release the seat. There are two lock position level or pitched forward.

**Back Multi-Lock W/ Safety Release:**  
Gently apply pressure to lock while seated, lift the lever up to release the back. Angle the back into desired lock position then push the lever down to lock the back into place.

